

The background features a complex, abstract network of interconnected nodes and lines, resembling a molecular structure or a data network. The nodes are primarily white and light blue, with some red nodes scattered throughout. The lines connecting them are thin and light blue. The overall color palette is dark blue and black, with a subtle gradient and some blurred, glowing elements in the background.

**REDEYE LIFE SCIENCE DAY**  
**19 NOVEMBER 2019**

**MEDIVIR**

# Important notice

You must read the following before continuing. The following applies to this document and the information provided in this presentation by Medivir AB (publ) (the "Company") or any person on behalf of the Company and any other material distributed or statements made in connection with such presentation (the "Information"), and you are therefore advised to carefully read the statements below before reading, accessing or making any other use of the Information. In accessing the Information, you agree to be bound by the following terms and conditions.

The Information does not constitute or form part of, and should not be construed as, an offer of invitation to subscribe for, underwrite or otherwise acquire, any securities of the Company or a successor entity or any existing or future subsidiary or affiliate of the Company, nor should it or any part of it form the basis of, or be relied on in connection with, any contract to purchase or subscribe for any securities of the Company or any of such subsidiaries or affiliates nor shall it or any part of it form the basis of or be relied on in connection with any contract or commitment whatsoever. Specifically, this presentation does not constitute a "prospectus" within the meaning of the U.S. Securities Act of 1933, as amended.

The Information may not be reproduced, redistributed, published or passed on to any other person, directly or indirectly, in whole or in part, for any purpose. The Information is not directed to, or intended for distribution to or use by, any person or entity that is a citizen or resident of, or located in, any locality, state, country or other jurisdiction where such distribution or use would be contrary to law or regulation or which would require any registration or licensing within such jurisdiction. The Information is not for publication, release or distribution in the United States, Australia, Canada or Japan, or any other jurisdiction in which the distribution or release would be unlawful.

All of the Information herein has been prepared by the Company solely for use in this presentation. The Information contained in this presentation has not been independently verified. No representation, warranty or undertaking, express or implied, is made as to, and no reliance should be placed on, the fairness, accuracy, completeness or correctness of the Information or the opinions contained herein. The Information contained in this presentation should be considered in the context of the circumstances prevailing at that time and will not be updated to reflect material developments which may occur after the date of the presentation. The Company may alter, modify or otherwise change in any manner the content of this presentation, without obligation to notify any person of such revision or changes.

This presentation may contain certain forward-looking statements and forecasts which relate to events and depend on circumstances that will occur in the future and which, by their nature, will have an impact on the Company's operations, financial position and earnings. The terms "anticipates", "assumes", "believes", "can", "could", "estimates", "expects", "forecasts", "intends", "may", "might", "plans", "should", "projects", "will", "would" or, in each case, their negative, or other variations or comparable terminology are used to identify forward-looking statements. There are a number of factors that could cause actual results and developments to differ materially from those expressed or implied in a forward-looking statement or affect the extent to which a particular projection is realized. Factors that could cause these differences include, but are not limited to, implementation of the Company's strategy and its ability to further grow, risks associated with the development and/or approval of the Company's products candidates, ongoing clinical trials and expected trial results, the ability to commercialize existing and any future products, technology changes and new products in the Company's potential market and industry, the ability to develop new products, the impact of competition, changes in general economy and industry conditions and legislative, regulatory and political factors. While the Company always intends to express its best judgment when making statements about what it believes will occur in the future, and although the Company bases these statements on assumptions that it believe to be reasonable when made, these forward-looking statements are not a guarantee of its performance, and you should not place undue reliance on such statements. Forward-looking statements are subject to many risks, uncertainties and other variable circumstances. Many of these risks are outside of the Company's control and could cause its actual results to differ materially from those it thought would occur. The forward-looking statements included in this presentation are made only as of the date hereof. The Company does not undertake, and specifically decline, any obligation to update any such statements or to publicly announce the results of any revisions to any of such statements to reflect future events or developments.

# An oncology-focused development company set for growth

## Proprietary nucleotide-prodrug platform

- Multiple opportunities for breakthrough oncology products
- Spearheaded by MIV-818 and MIV-828

## Advanced clinical programs for partnering/out-licensing

- Remetinostat, Birinapant and MIV-711

## The company

- Experienced leadership team and effective organization
- Focus on clinical development and business development

# Nucleotide-prodrug projects

# The nucleotide-prodrug concept: A versatile source of new oncology products

- By combination of “prodrug tail” and a nucleotide, a tunable uptake in target cell/tissue can be achieved.
- Once in the cancer cell, the prodrug is cleaved and an active nucleotide metabolite is formed.
- This concept has the potential to provide oncology products with an improved efficacy/tolerability profile.

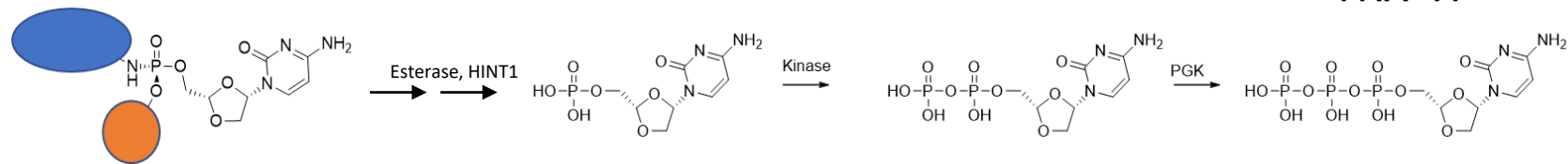
Nucleotide prodrug	Indication	Research	Preclinical	Phase I	Exclusivity
MIV-818	HCC				IP : 2035
MIV-828	AML				IP : Est 2039
"MIV-838"	Blood cancer				IP : Est 2040



# MIV-818: A liver-targeted nucleotide

- MIV-818 is an oral prodrug of the clinically effective troxacitabine
- Once absorbed from the GI-tract, MIV-818 is transported to the liver
- The prodrug is taken up by liver cancer cells and converted into troxacitabine triphosphate (TRX-TP)
- TRX-TP is incorporated into DNA and causes double-strand DNA breaks and cell death

MIV-818 (prodrug)



# MIV-818: A nucleotide-prodrug for primary liver cancer

Current treatment options for hepatocellular carcinoma (HCC) provide little benefit. Because of the liver targeting and the mechanism of action, MIV-818 may provide an outstanding efficacy and safety profile. May be ideal as stand alone treatment and/or add-on to standard of care.

HCC is the most common form of primary liver cancer:

- Third leading cause of cancer-related deaths globally
- Orphan disease in western markets, high incidence in Asian markets
- Five year survival: 11%
- Genetically heterogeneous; no good molecularly targeted therapy available

# Preclinical evidence for MIV-818 liver targeting

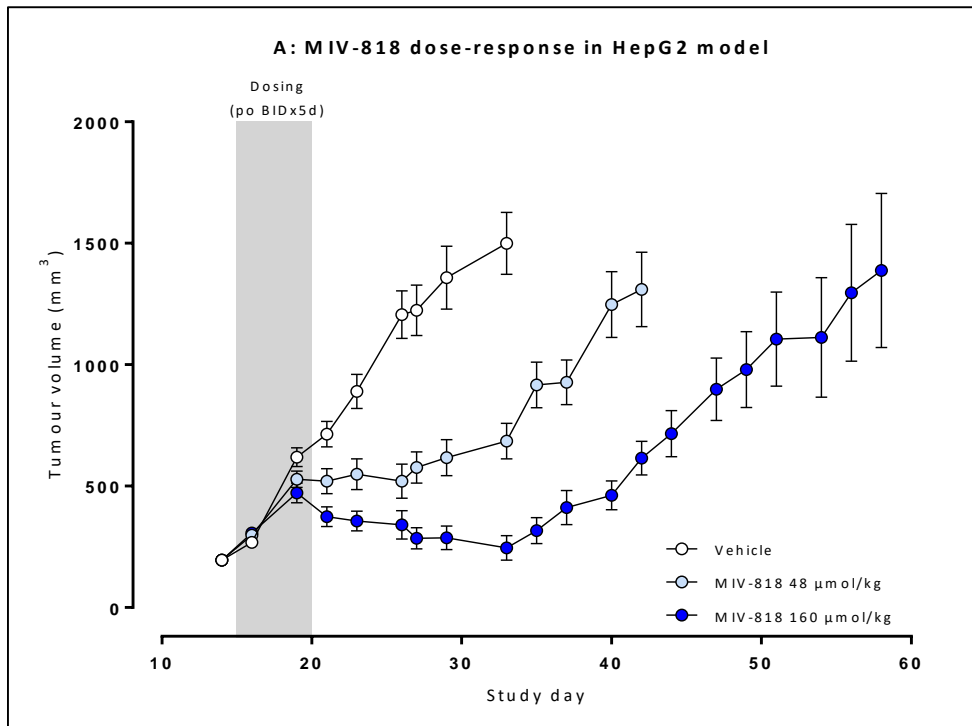
- MIV-818 exhibited substantial liver targeting by preferential formation of the active TRX-TP metabolite in liver of rats
- The liver targeting of the TRX-TP metabolite was 100-fold higher for MIV-818 than for troxacitabine

Compound	Route	Dose (μmol/kg)	Liver TRX-TP/Plasma TRX (AUC ratio)
Troxacitabine (TRX)	<i>iv</i>	80	<0.016
MIV-818	<i>oral</i>	80	1.9

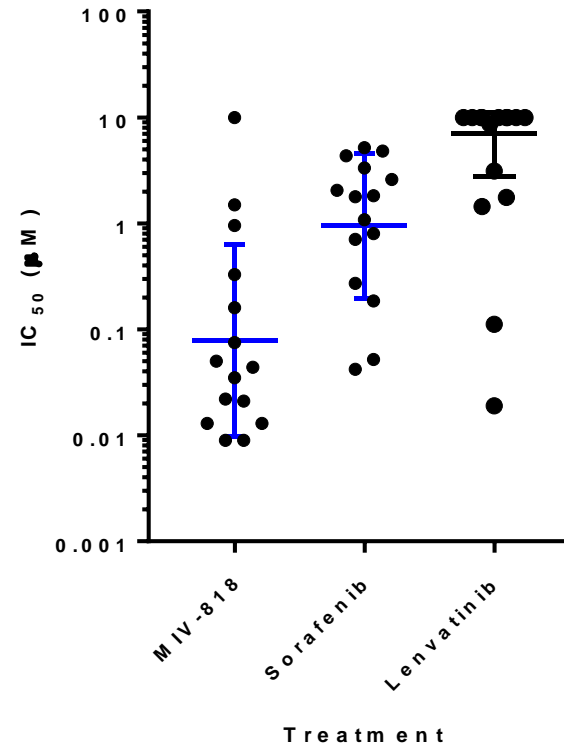


# MIV-818 shows efficacy in preclinical HCC models

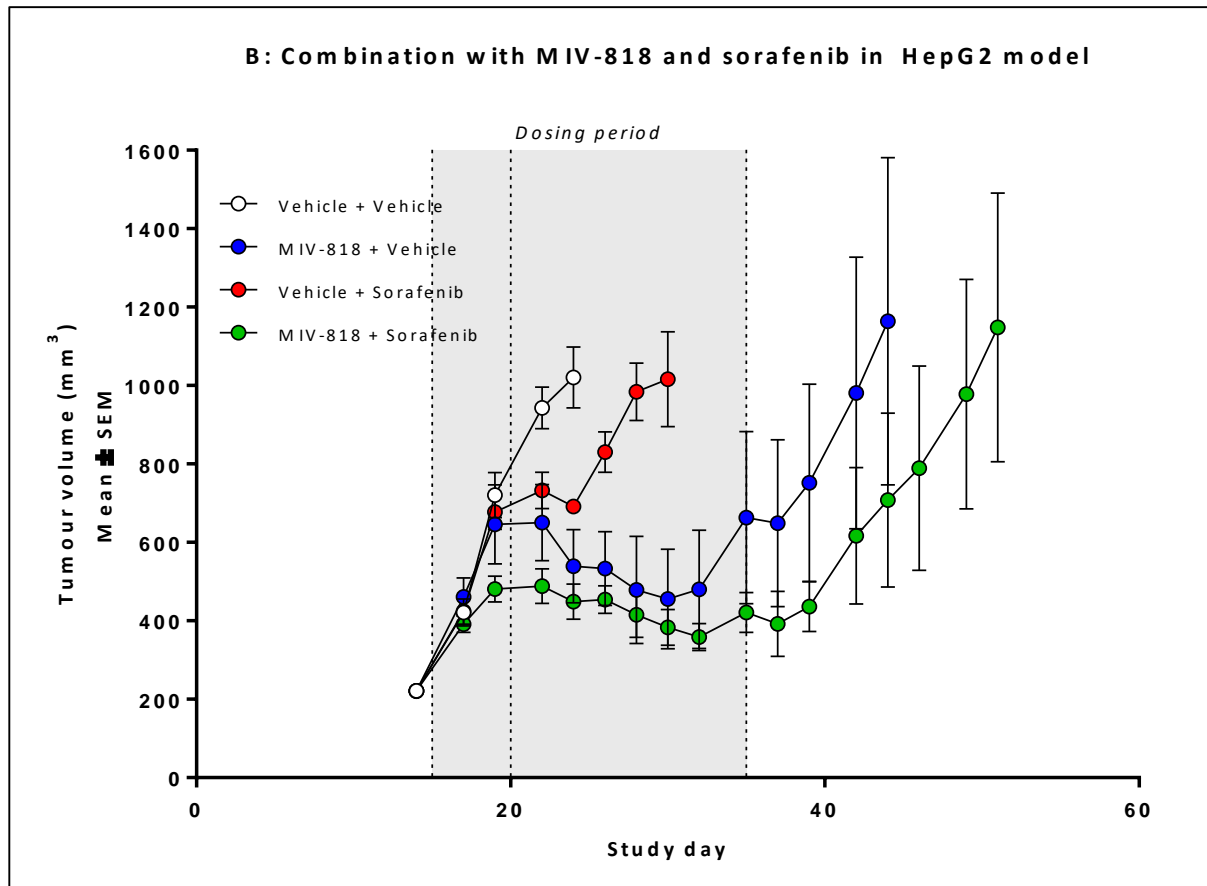
Inhibition of tumour growth in mouse HCC xenograft models in vivo




Inhibition of patient-derived HCC cell lines in vitro



# MIV-818: enhanced anti-tumor effect in combination with sorafenib in preclinical HCC models



DNA damage (pH2AX) and hypoxia in mouse HCC tumor model HepG2

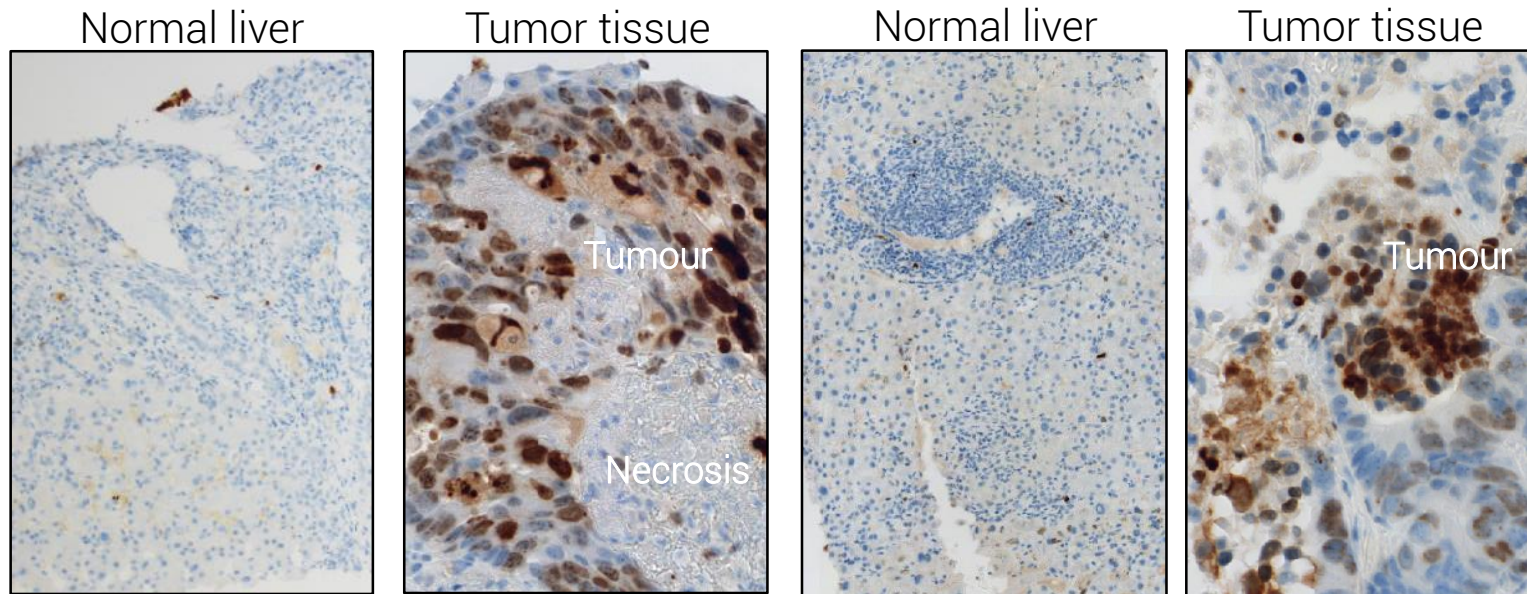


MIV-818 also shows favourable combination effect in preclinical models in vitro:

- With check-point (anti-PD1) inhibition
- With multiple DNA damage repair inhibitors

# MIV-818: Selective effect signal in liver cancer in phase Ia

- Clear signs of effect, measured as DNA damage, observed in liver biopsies from tumor tissue in MIV-818 treated patients. Normal liver tissue does not appear to have been affected
- This tumor selective effect was observed at low levels of MIV-818 in plasma and is an early proof-of-concept of the intended liver-directed effect in patients
- DNA damage also observed in hypoxic liver cancer regions
- Signs of effect on the size of the liver tumors in several patients



Data from Patient 2

Data from Patient 4

*Clear evidence of pH2AX induction (brown nuclear stain) resulting from DNA damage in tumor but not in normal liver tissue*

# MIV-818 study design

## Phase Ia

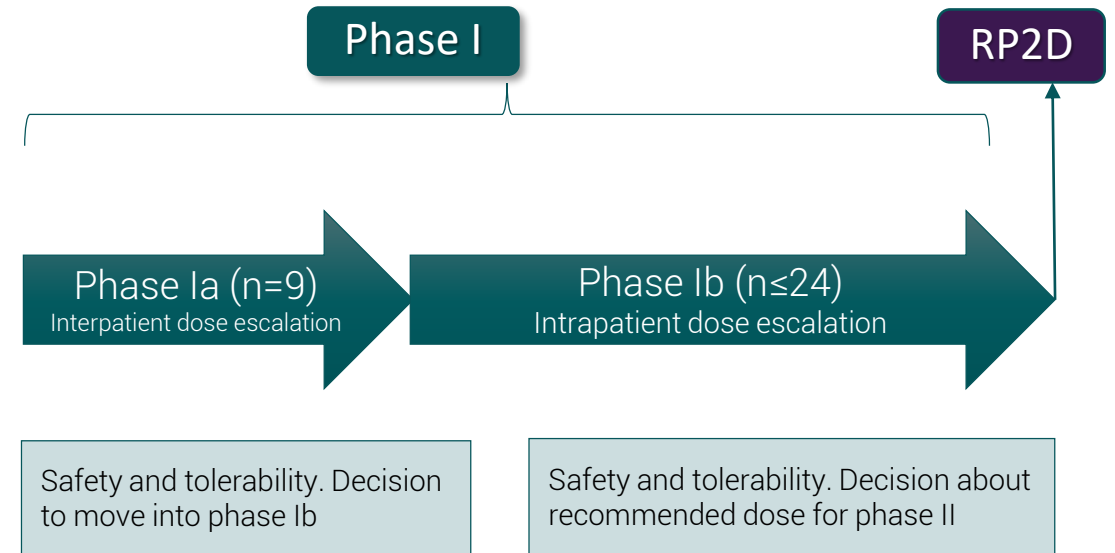
- Inpatient dose escalation
- Objective: Establish the start-dose for phase Ib
- A total of nine patients included
- Start-dose for phase Ib determined

## Phase Ib

- Classic 3+3 dose escalation
- Start-dose: 40mg 5 days/week
- Objective: Establish the phase II dose by evaluating the safety and tolerability of MIV-818

## Phase II

Planning ongoing for placebo-controlled add-on study to standard-of-care



# Potential role for MIV-818 in HCC treatment

Early stage disease currently treated with surgery, transplantation or chemo embolization

Drug therapy in advanced disease provides 2-3 months of extended life expectancy:

- 1<sup>st</sup> line therapy; sorafenib or lenvatinib
- 2<sup>nd</sup> line therapy; several immuno-oncology drugs

Role of MIV-818:

- May fill major unmet medical need by providing better efficacy in HCC therapy.
- Provides opportunity for monotherapy and/or add-on to standard-of-care (both 1<sup>st</sup> and 2<sup>nd</sup> line therapy) in patients with advanced stage HCC.

# MIV-828 for acute myeloid leukemia

## Profile of MIV-828

- Nucleotide prodrug given intravenously
- Active metabolite shown to have potent anti-leukemic activity in preclinical in vivo AML models
- Increased activity and reduced susceptibility to pharmacologic resistance mechanisms of prodrugs
- Preclinical activity also demonstrated against T-cell lymphoma

## Opportunity in hematological cancers

- Better tolerated and more effective agent in patients with relapsed/refractory AML and other hematological cancers
- Overcomes multiple resistance mechanisms and shows synergy with most approved AML therapeutics
- Shows efficacy in targeting AML cancer stem cells

*Acute myeloid leukemia (AML) leads to an overproduction of abnormal immature cells in the bone marrow and prevents development of normal blood cells, which could lead to anemia, bleeding episodes and a high susceptibility for severe infections.*






- Expected new cases 2018: US: ~ 19,500; EU: ~ 43,000; Sweden: ~ 350
- Affects all ages, median age at diagnosis 68 years in the US
- Five-year survival: 50% in younger patients (<60y) and less than 10% in patients > 70y



# Assets for partnering

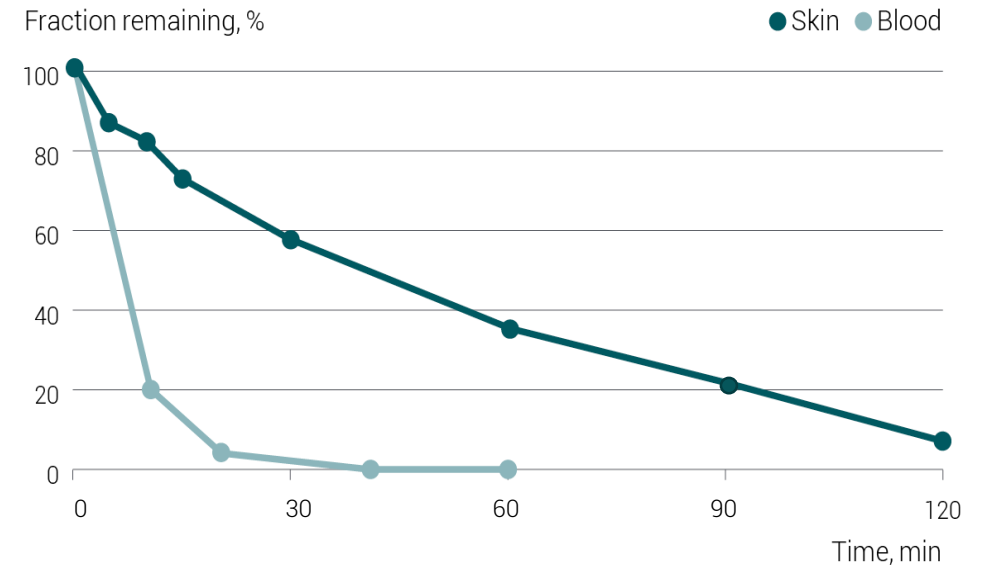
# Three advanced clinical-stage assets for partnering

- The phase III ready remetinostat – a topical HDAC inhibitor for cutaneous T-cell lymphoma (MF-CTCL) and potentially basal cell carcinoma (BCC).
- The bivalent SMAC mimetic birinapant – currently in two combination trials: MSS colorectal cancer with Keytruda® and head and neck cancer with radiation.
- The cathepsin K inhibitor MIV-711 for osteoarthritis (OA) - has the potential to be the first disease modifying OA medicine.

Nucleotide prodrug	Indication	Phase I	Phase II	Phase III	Exclusivity
Remetinostat	MF-CTCL				IP : 2034
	BCC				
Birinapant	MSS CRC				IP : 2034
	HNC				
MIV-711	Osteoarthritis				IP : 2034

# Remetinostat for MF-CTCL

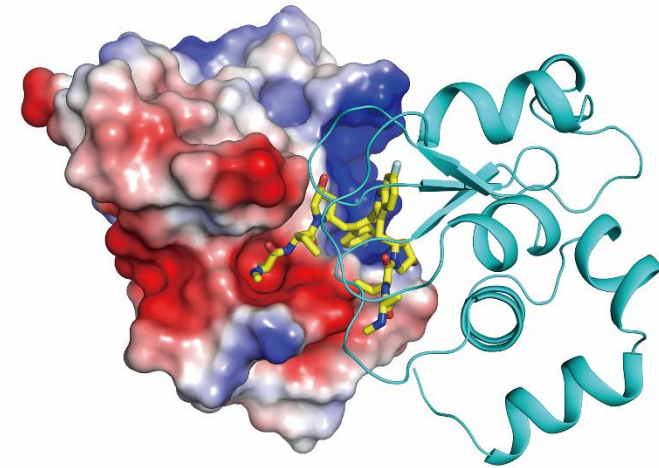
- Formulated as gel for topical administration
- Strong phase II efficacy and safety data
- US-orphan drug designation for MF-CTCL
- EOP2 discussions with FDA clarified that:
  - One placebo-controlled phase III study sufficient for approval
  - Co-primary endpoint required to define lesion effect
  - Pruritus as key secondary endpoint
- Interim analysis of ongoing BCC study reported (at SID 2019) to proceed very well



Remetinostat is much more stable in skin compared to blood.

# Birinapant for colorectal cancer

- Birinapant enables tumor cell death and augments the immune system. Has great potential to improve cancer therapy in combination with other treatments
- One phase I patient with MSS colorectal cancer still PR on birinapant-Keytruda® combination after 2 years
- Ongoing phase II combination study with Merck's Keytruda® in MSS colorectal cancer – futility analysis in Q4 2019
- Ongoing phase I study in head and neck cancer in combination with radiation



Birinapant antagonises cIAP-1 and cIAP-2

# MIV-711 for osteoarthritis (OA), the most common form of joint disease

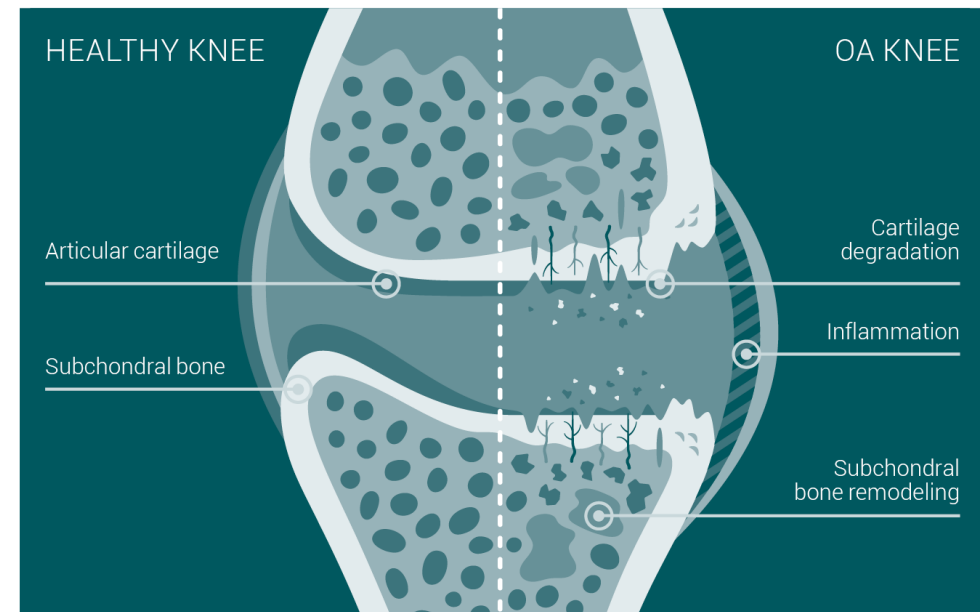
Successful placebo controlled phase II study of MIV-711 in OA:

- MIV-711 showed significant effects on joint structure (bone and cartilage) after 26 weeks.
- Trends favoured MIV-711 over placebo on knee pain and function.
- Safety and tolerability profile supportive of further development.

OA affects around 240 million worldwide

No disease-modifying medicine approved for OA

The FDA open to consider data on structural endpoints – correlation with pain will be required





# Corporate information and milestones



# Corporate information

- Founded in 1988
- Listed on Nasdaq Stockholm
- Market cap around 590 million SEK, cash position at Q2-19: 192 million SEK
- Has developed two drugs from idea to market: Xerclear and Olysio
- Has established over 20 partnerships that generated over 400 million USD
- Current focus: oncology drug development and business development
- Highly competent and effective organization; 14 FTEs

# Experienced leadership



Uli Hacksell, PhD; CEO  
*Astra, ACADIA, Cerecor*



Christina Herder, PhD; COO  
*Pharmacia, Biovitrum*



Magnus Christensen, MBA; CFO  
*O'Learys Trademark, ICA Sverige, HKScan*



Linda Basse, MD; PhD; CMO  
*Abbott, Topo Target, Genmab, Zealand*



Rikard Höse, MD; Med Dir.  
*Karolinska University Hospital, Novartis*



Fredrik Öberg, PhD; CSO  
*Uppsala University*



Linda Palmér, Sr Dir Clin Ops  
*Pfizer*

## 2019 milestones

MIV-818: POC in phase Ia	Q2 2019	✓
New organization in place	Q3 2019	✓
Birinapant Head & Neck cancer phase I study started	Q4 2019	✓
Birinapant/Keytruda <sup>®</sup> : phase II futility analysis	Q4 2019	
MIV-818: Planned start of phase Ib	Q4 2019	

# Key company goals 2020

## Drug development activities

### MIV-818

- Completing the phase Ib study
- Initiating discussions with FDA and EMA
- Finalizing the placebo-controlled phase II study design
- Establishing fastest and least costly path to registration in western world

### MIV-828

- Preparing for phase I by initiating preclinical development

### Birinapant

- Completing the phase II combination study with Keytruda®

### Remetinostat

- Completing the BCC study

## Business development activities

- Continued intense partnering efforts with remetinostat, birinapant and MIV-711
- Strengthened outreach to Asian pharmaceutical companies