



ERIK PENSER BANK COMPANY DAY

AUGUST 24, 2023

JENS LINDBERG, CEO
MEDIVIR AB

MEDIVIR

Important notice

You must read the following before continuing. The following applies to this document and the information provided in this presentation by Medivir AB (publ) (the "Company") or any person on behalf of the Company and any other material distributed or statements made in connection with such presentation (the "Information"), and you are therefore advised to carefully read the statements below before reading, accessing or making any other use of the Information. In accessing the Information, you agree to be bound by the following terms and conditions.

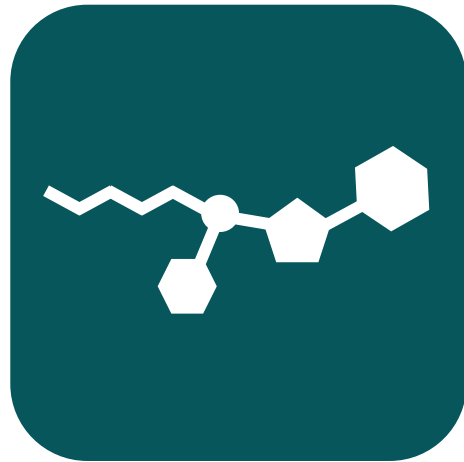
The Information does not constitute or form part of, and should not be construed as, an offer of invitation to subscribe for, underwrite or otherwise acquire, any securities of the Company or a successor entity or any existing or future subsidiary or affiliate of the Company, nor should it or any part of it form the basis of, or be relied on in connection with, any contract to purchase or subscribe for any securities of the Company or any of such subsidiaries or affiliates nor shall it or any part of it form the basis of or be relied on in connection with any contract or commitment whatsoever. Specifically, this presentation does not constitute a "prospectus" within the meaning of the U.S. Securities Act of 1933, as amended.

The Information may not be reproduced, redistributed, published or passed on to any other person, directly or indirectly, in whole or in part, for any purpose. The Information is not directed to, or intended for distribution to or use by, any person or entity that is a citizen or resident of, or located in, any locality, state, country or other jurisdiction where such distribution or use would be contrary to law or regulation or which would require any registration or licensing within such jurisdiction. The Information is not for publication, release or distribution in the United States, Australia, Canada or Japan, or any other jurisdiction in which the distribution or release would be unlawful.

All of the Information herein has been prepared by the Company solely for use in this presentation. The Information contained in this presentation has not been independently verified. No representation, warranty or undertaking, express or implied, is made as to, and no reliance should be placed on, the fairness, accuracy, completeness or correctness of the Information or the opinions contained herein. The Information contained in this presentation should be considered in the context of the circumstances prevailing at that time and will not be updated to reflect material developments which may occur after the date of the presentation. The Company may alter, modify or otherwise change in any manner the content of this presentation, without obligation to notify any person of such revision or changes.

This presentation may contain certain forward-looking statements and forecasts which relate to events and depend on circumstances that will occur in the future and which, by their nature, will have an impact on the Company's operations, financial position and earnings. The terms "anticipates", "assumes", "believes", "can", "could", "estimates", "expects", "forecasts", "intends", "may", "might", "plans", "should", "projects", "will", "would" or, in each case, their negative, or other variations or comparable terminology are used to identify forward-looking statements. There are a number of factors that could cause actual results and developments to differ materially from those expressed or implied in a forward-looking statement or affect the extent to which a particular projection is realized. Factors that could cause these differences include, but are not limited to, implementation of the Company's strategy and its ability to further grow, risks associated with the development and/or approval of the Company's products candidates, ongoing clinical trials and expected trial results, the ability to commercialize existing and any future products, technology changes and new products in the Company's potential market and industry, the ability to develop new products, the impact of competition, changes in general economy and industry conditions and legislative, regulatory and political factors. While the Company always intends to express its best judgment when making statements about what it believes will occur in the future, and although the Company bases these statements on assumptions that it believes to be reasonable when made, these forward-looking statements are not a guarantee of its performance, and you should not place undue reliance on such statements. Forward-looking statements are subject to many risks, uncertainties and other variable circumstances. Many of these risks are outside of the Company's control and could cause its actual results to differ materially from those it thought would occur. The forward-looking statements included in this presentation are made only as of the date hereof. The Company does not undertake, and specifically decline, any obligation to update any such statements or to publicly announce the results of any revisions to any of such statements to reflect future events or developments.

Medivir - A Swedish biotech focused on development of innovative treatments for cancer


















Focused strategy with clear priority for first-in-class, orphan drug in liver cancer



Active partnering strategy for additional value creation across product portfolio

Pipeline overview – in-house development & assets for partnering

PROJECT	PARTNER	DISEASE AREA	PRE-CLINICAL	PH 1	PH 2	PH 3	ON MARKET	FINANCIALS	POTENTIAL NEXT EVENT(S)
IN-HOUSE PROGRAM									
Fostroxacitabine bralpamide	In-house development	HCC (mono) HCC (combo)						100% Medivir	<ul style="list-style-type: none"> Completion of dose expansion Phase 1b/2a topline results
PARTNERING PROGRAMS									
Xerclear	GSK, SYB	Herpes						Royalties	<ul style="list-style-type: none"> Registration in China
Remetinostat	TBD	CTCL, BCC, SCC						TBD	<ul style="list-style-type: none"> Partnering agreement
MIV-711	TBD	Osteoarthritis						TBD	<ul style="list-style-type: none"> Partnering agreement
Birinapant	IGM Biosciences	Solid tumors						Milestones (up to \$350m) & royalties	<ul style="list-style-type: none"> Selection of dose Expansion cohort(s)
USP-1	Tango Therapeutics	Cancer						Milestones & royalties	<ul style="list-style-type: none"> US IND Initiating phase I
USP-7	Ubiquigent Limited	Cancer						Revenue share	<ul style="list-style-type: none"> Partnering agreement for Ubiquigent
MBLI (MET-X)	INFEX Therapeutics	Infection						Revenue share	<ul style="list-style-type: none"> Initiating phase I Partnering agreement

 Projects developed by Medivir
 Projects developed by external partner

Slide

MEDIVIR

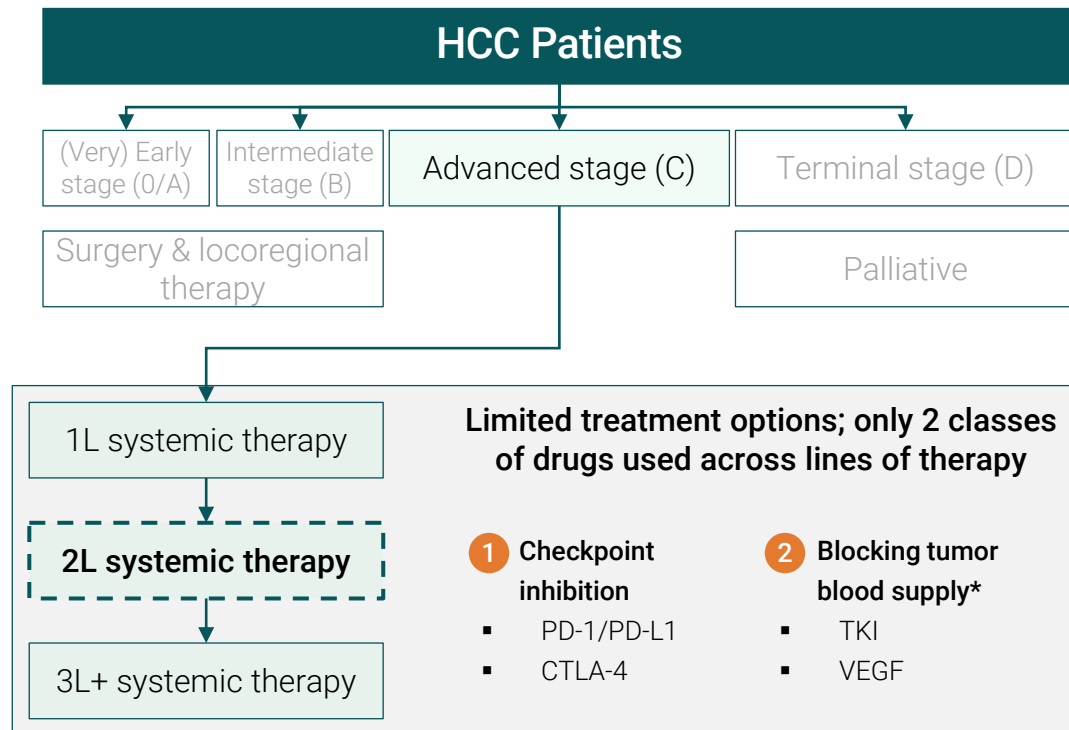
Promising signs of clinical benefit for fostrox + Lenvima combination

**Eventful quarter
setting up an
exciting second
half of 2023**

- Continued strong interest and recruitment in phase 2a for fostrox + Lenvima[®] arm, 15th patient included
- Promising tumor control for fostrox + Lenvima, 2 partial responders and 5 with stable disease in the first 10 patients after three months of treatment
- Longest running patient still on treatment after 12 months with sustained tumor shrinkage
- Completion of dose escalation part and establishment of safe dose for fostrox + Keytruda[®] arm
- Scientific advisory council, with world-leading liver cancer experts, established as we intensify plans for next phase of fostrox development
- Patent application for fostrox in China approved, key component to enable partnering discussions in Asia

Fostroxacitabine bralpamide (fostrox)

Limited treatment options in HCC with only 2 classes of drugs used; patients not able to benefit from chemotherapy



Traditional IV chemotherapy not used in HCC

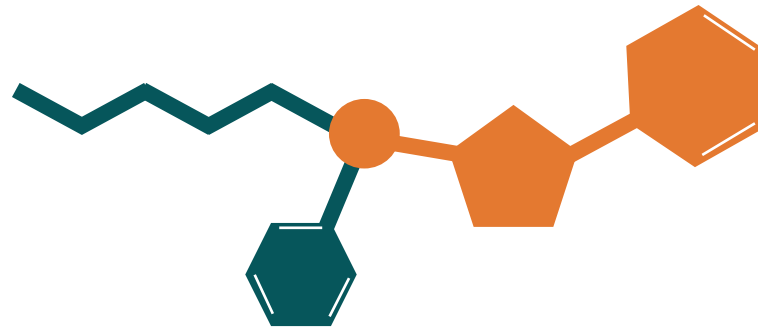
- 1 Doses required to achieve liver exposure & clinical benefit causes unacceptable tolerability
- 2 Liver toxicity extra sensitive in HCC due to primary tumor burden & underlying liver disease
- 3 Multiple resistance mechanisms in the liver causes inactivation of many cytotoxic compounds locally

*Some of these drugs are multifunctional and have additional functions

Fostrox – Combination of proven mechanisms

Pro-drug tail

- 1 Pro-drug approach enables oral administration and achieves >100-fold liver targeted exposure vs traditional IV chemotherapy

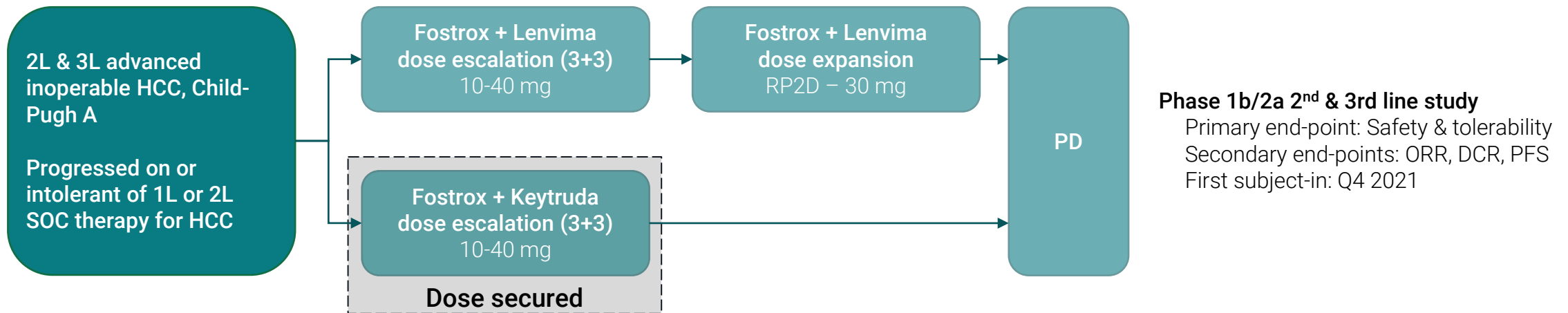


Active substance - troxacitabine

- 2 Cytotoxic with high cell killing selectivity of tumor cells, sparing normal cells
- 3 Cytotoxic with unnatural L-nucleoside approach to avoid resistance mechanisms

Fostrox + Lenvima combination chosen in 2L HCC and dose secured in fostrox + Keytruda arm

Phase 1b/2a dose escalation & dose expansion combination study*



*Currently ongoing at 15 sites in UK, Spain & Korea

All patients in fostrox + Lenvima arm have experienced tumor growth during previous 1L treatment

Key patient characteristics (first 17 patients)

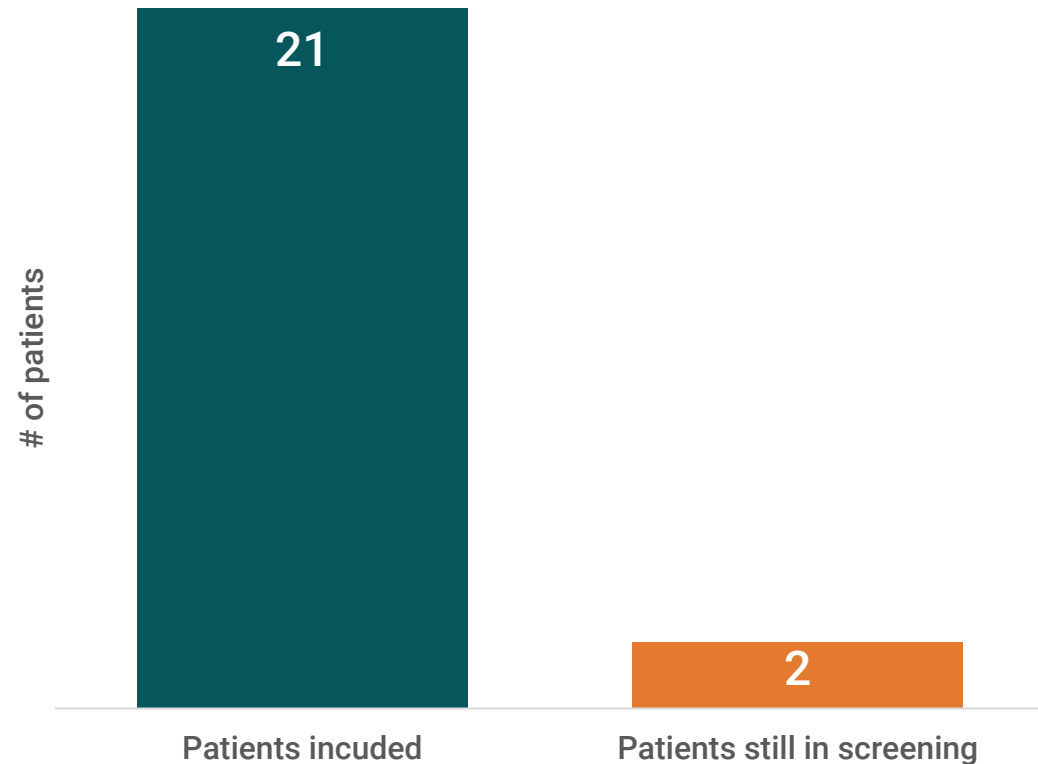
Region, Asia / Europe	65% / 35%
Etiology HCC, viral / non-viral	65% / 35%
Prior Tecentriq - Avastin in 1L	82%
Known prior local therapy (TACE)	65%
PD on prior treatment	100%
Starting dose fostrox, 20mg / 30mg	18% / 82%

Patient characteristics aligned with current SoC

- Majority of patients previously treated with 1L standard of care Tecentriq + Avastin
- All patients had tumor progression prior to fostrox + Lenvima treatment
- Significant previous usage of TACE, indicating the importance of minimizing primary tumor burden in the liver

Combination arm of fostrox + Lenvima generating strong interest from clinicians & patients, promising signs of clinical benefit*

Inclusion of patients across phase 1b/2a



Update on previously reported sample patients

1

Female
Caucasian
56 years
Hepatitis C

- Progressed on 1L Tecentriq + Avastin after 5 months
- **Still on treatment for 12 months** with sustained tumor shrinkage >30% (partial response)
- Fostrox dose cohort – 20 mg

2

Male
Asian
71 years
Non-viral

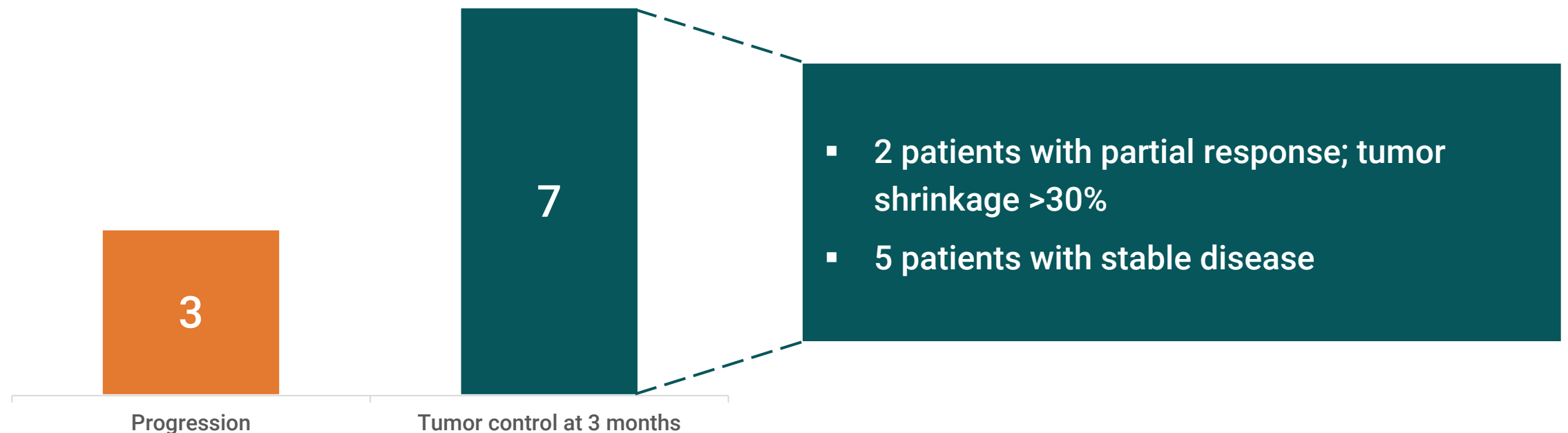
- Progressed on 1L Tecentriq + Avastin after 1.5 months
- **Stable Disease for 7 months** with fostrox monotherapy, 25% tumor growth at last scan
- Fostrox dose cohort – 30 mg

*Preliminary results from local reads

Promising tumor control for fostrox + Lenvima with 2 patients achieving partial response in first 10 patients after three months*

7 out of 10 patients with sustained tumor control after 3 months

2 patients with partial response during the first three months



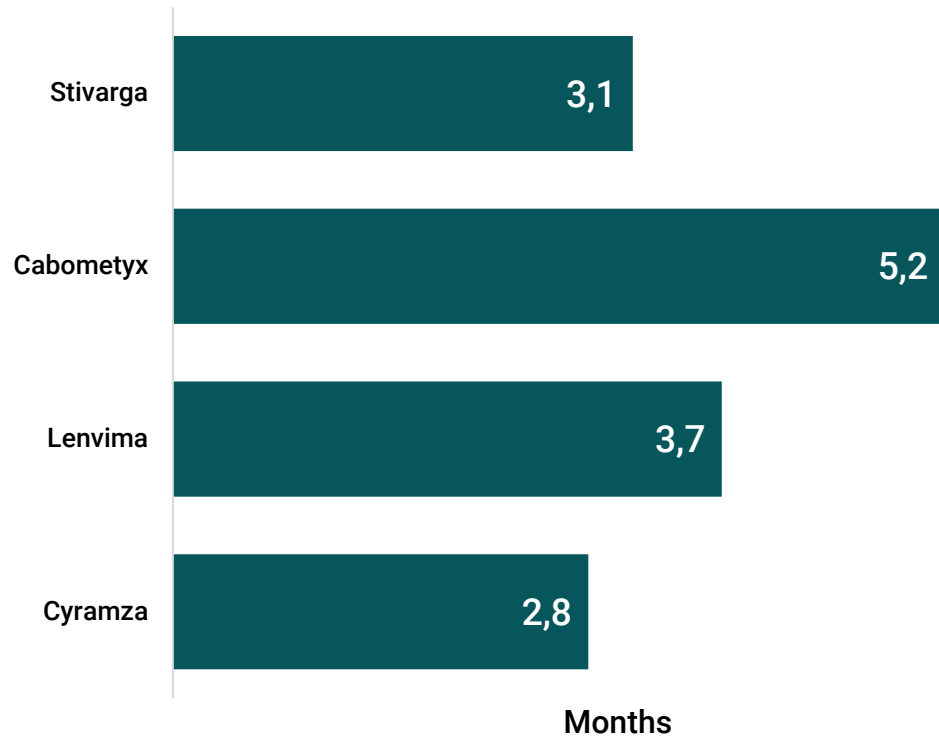
*Preliminary results from local reads

Slide 12

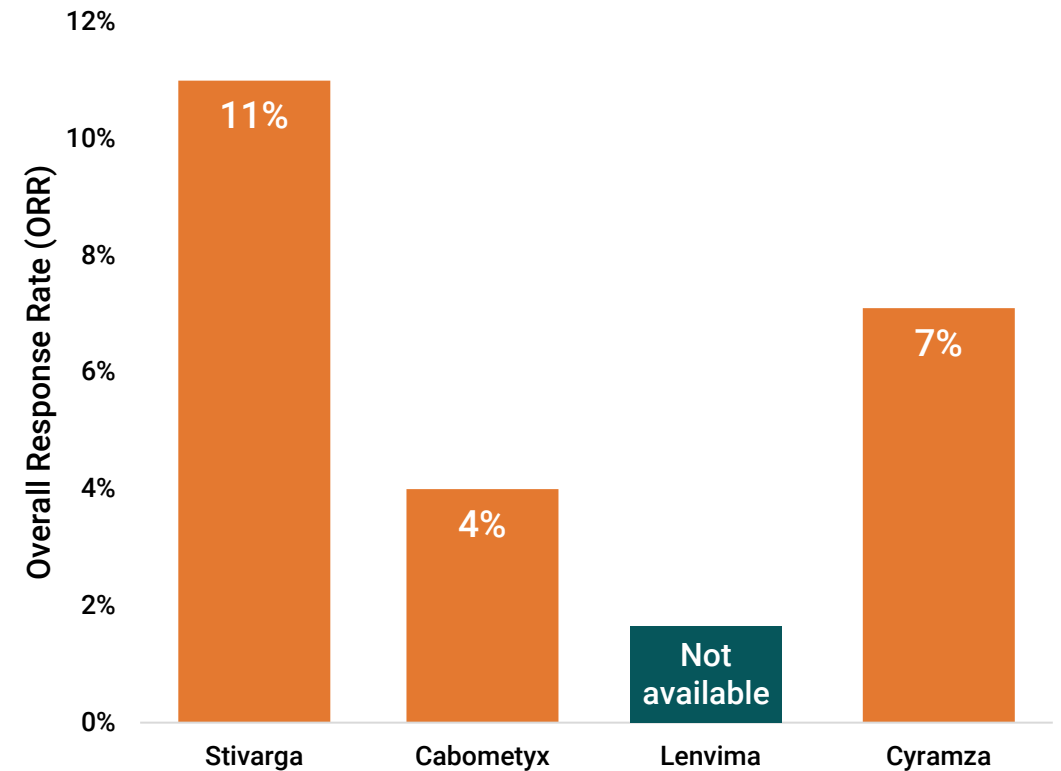
MEDIVIR

Consistently low response rates & short time to progression across 2L HCC studies indicating significant unmet medical need

Median PFS across 2L HCC studies; average of ~3.5 months

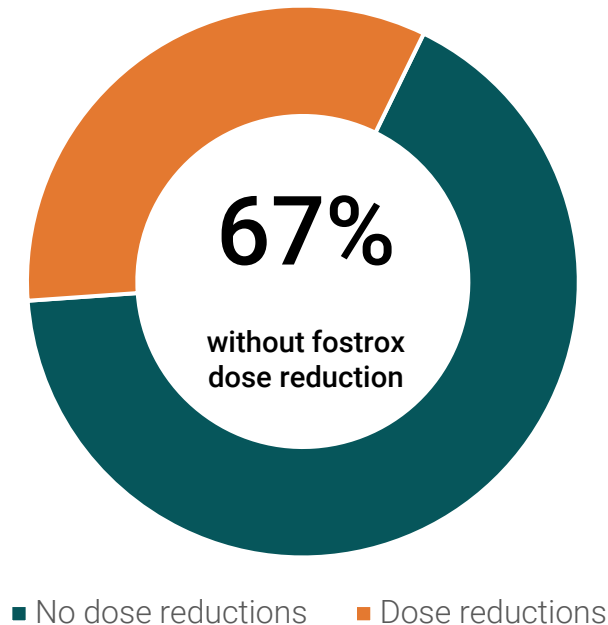


ORR across 2L HCC studies; average of ~8%



Consistently good safety & tolerability profile for fostrox + Lenvima combination

Majority of patients remaining on fostrox starting dose



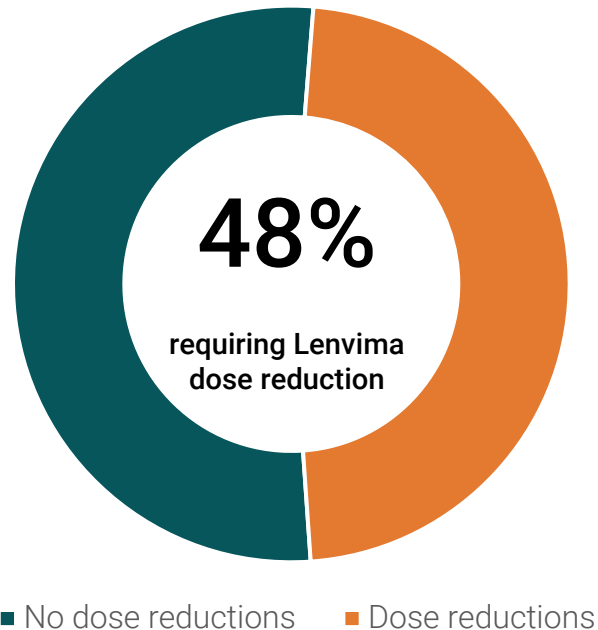
Consistent tolerability profile in dose expansion phase

- No unexpected new safety events
- Adverse events are manageable and transient
- Only 1 patient discontinuing study treatment due to side effects related to fostrox

Encouraging ability to combine fostrox and Lenvima; lower than expected need for dose reductions with Lenvima

Less than half requiring Lenvima dose reduction in combination with fostrox

Higher rates of Lenvima patients requiring dose reduction in previous HCC studies



- 62% of patients required dose reduction or discontinuation with Lenvima monotherapy in REFLECT study
- 66% of patients required dose reduction or discontinuation with Lenvima in combination with Keytruda in phase 1b

Cancer in the liver is different; controlling the primary tumor in the liver is critical in HCC

Up to 80% of HCC patients has an underlying cirrhosis in the liver, negatively impacting other treatments^{1,2}



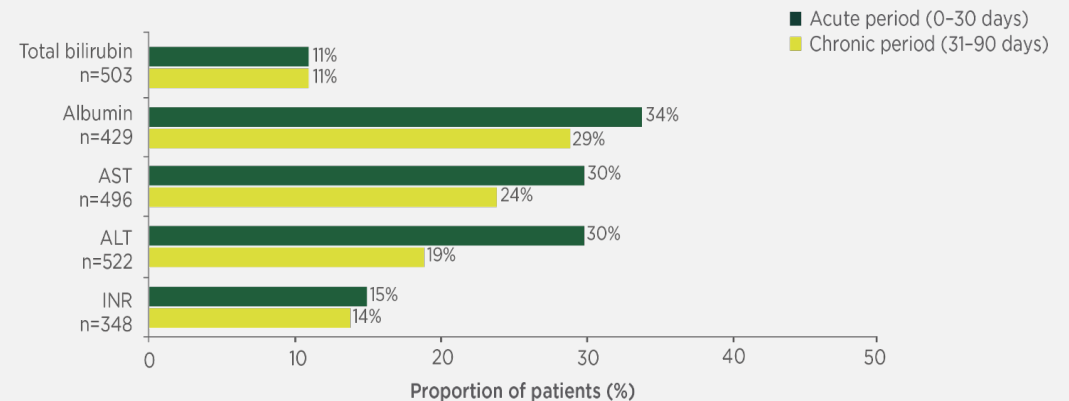
Progression in HCC is unique as it primarily occurs locally in the liver¹

>90%

of Korean HCC patients died as a result of their primary liver cancer or other diseases of the liver³

Locoregional therapy used in HCC has negative impact on normal liver function^{4,5}, highlighting the need for liver-targeted treatments

Proportion of patients with liver function deterioration after first TACE²



ALT: alanine aminotransferase, AST: aspartate aminotransferase, HCC: hepatocellular carcinoma, INR: international normalised ratio, TACE: transarterial chemoembolisation.

¹ Senthilnathan et al., Hepatology, 2012 May; 55(5): 1432-1442

² Llovet et al., Nature Reviews Gastroenterology & Hepatology, Vol 20, Aug 2023, 487-503

³ Kim et al., Clinical and Molecular hepatology, Vol 28 Number 2, April 2022

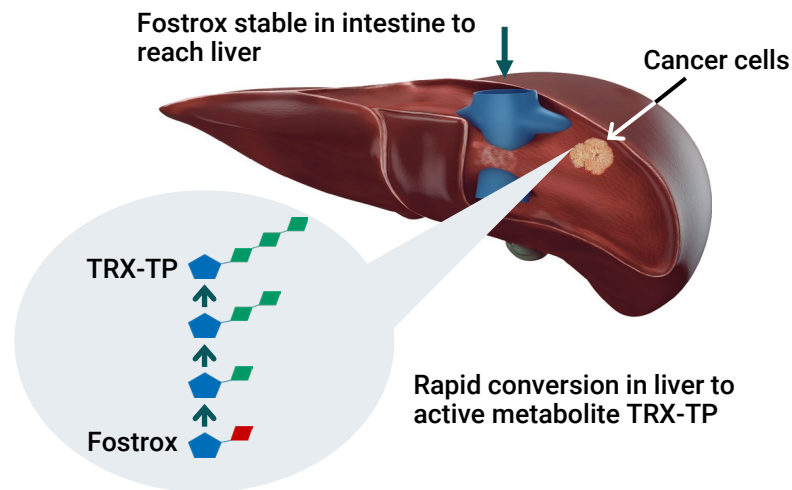
⁴ Galle PR et al. J Hepatol 2017;67:173-183.

⁵ Peck-Radosavljevic M et al. Oral presentation at ILCA, 14-16th September 2018, London

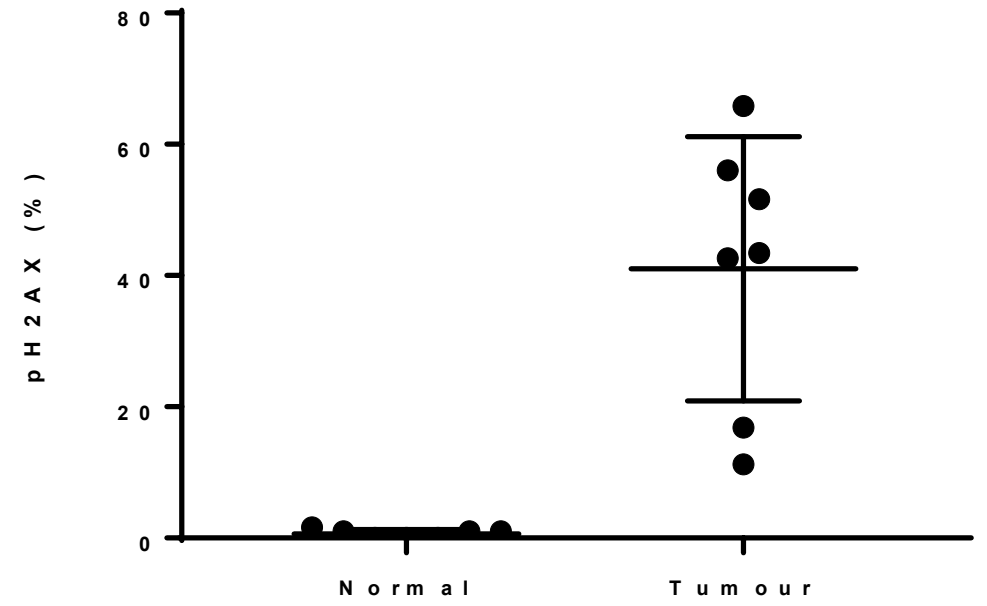
Fostrox – first-in-class, orphan drug inducing DNA damage & cell death selectively in liver tumor tissue

Unique mechanism of action, achieving >100-fold higher liver targeting of fostrox vs IV chemotherapy

DNA-damage & cell death observed with Fostrox in tumor tissue but not in normal liver tissue¹



DNA-damage in normal liver vs tumour

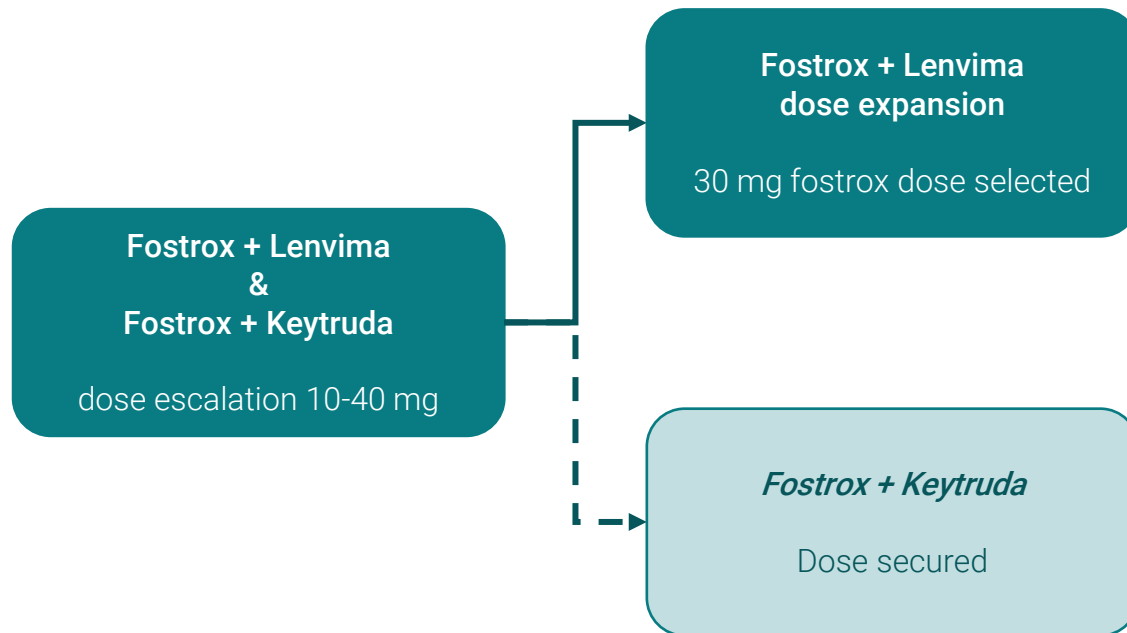


Exciting potential options for next phase of fostrox development

Phase 1b Combo

Phase 2a Combo

Potential options moving forward



Logical combination for 2L

- Fostrox + Lenvima vs Lenvima monotherapy
- Shows clinical promise
- Aligns with treatment algorithm for second line patients

Exploring Strategic Opportunity in 1L

- Triple combination with IO + TKI
- Potential single arm study design
- Aligns with treatment algorithm for first line patients

Fostrox Scientific Advisory Council to support shaping the future development of fostrox



Dr. Richard Finn

- Ronald Regan UCLA Medical Center, Santa Monica, CA, USA
- Professor of Medicine, Div Hematology/Oncology, Head of the Translational Research Laboratory
- PI Imbrave150, LEAP-002, Keynote-240 studies



Dr. Jeff Evans

- Beatson West of Scotland Cancer Center, Glasgow, UK
- Professor of Translational Cancer Research. PI in MIV-818-201 study



Dr. Arndt Vogel

- Center for Gastroenterology, Hepatology & Endocrinology, Hannover, Germany
- Prof Hepatology & Head GI-Cancer/ Personalized Medicine
- PI Imbrave150, Himalaya, Keynote-224, LEAP-002 studies
- Chairman HCC Cancer Study Group of AIO & member of ESMO Guidelines Steering Committee



Dr. Maria Reig

- Liver Cancer Unit. Hospital Clínic BCLC group, Villarroel, Barcelona, Spain
- Head of unit Oncology, member of Barcelona Clinic Liver Cancer (BCLC) prognosis and treatment strategy group
- PI in MIV-818-201 study



Dr. Jeong Heo

- Division of Gastroenterology and Hepatology, Pusan National University, South Korea
- Professor of Internal head of clinical trial unit for Phase I-IV hepatitis & HCC
- PI Himalaya,
- PI in MIV-818-201 study

Fostrox – A unique, first-in-class potential treatment for primary liver cancer



Significant unmet need & commercial potential



Unique MoA that selectively targets cancer in the liver to minimize systemic side effects



Strong potential for attractive combinations across lines of treatment

Thank You!